

# UNIVERSITY COLLEGE MANGALORE

## Student Satisfaction Survey Report 2022-23

### Key Indicator - 2.7.1

#### Under Criterion II of Teaching – Learning and Evaluation

- UG: 73 %
- PG: 27 %

Number of feedbacks collected: 579

S.No.	Questions	Responses				
		85 to 100%	70 to 84%	55 to 69%	30 to 54%	Below 30%
1	How much of the syllabus was covered in the class?	64.9%	30.8%	4%	0.3%	0%
2	What percentage of teachers use ICT tools such as LCD projector, Multimedia, etc. while teaching.	16.3%	32.9%	20.8%	11.5%	18.5%

S.No.	Questions	Responses				
		Thoroughly	Satisfactorily	Poorly	Indifferently	Won't teach at al
1	How well did the teachers prepare for the classes?	31.1%	65.8 %	2.2%	0.7%	0.2%

S.No.	Questions	Responses				
		Always effective	Sometimes effective	Just satisfactorily	Generally ineffective	Very Poor communication
1	How well were the teachers able to communicate?	54.1%	34.7 %	10.1%	0.3%	0.8 %

S.No.	Questions	Responses				
		Excellent	Very Good	Good	Fair	Poor
1	The teacher's approach to teaching can best be described as	28.2%	46.1%	23.2%	1.7%	0.8 %

S.No.	Questions	Responses				
		Always fair	Usually fair	Sometimes unfair	Usually unfair	Unfair
1	Fairness of the internal evaluation process by the teachers	54.1%	36.6 %	7.9%	0.8%	0.6%

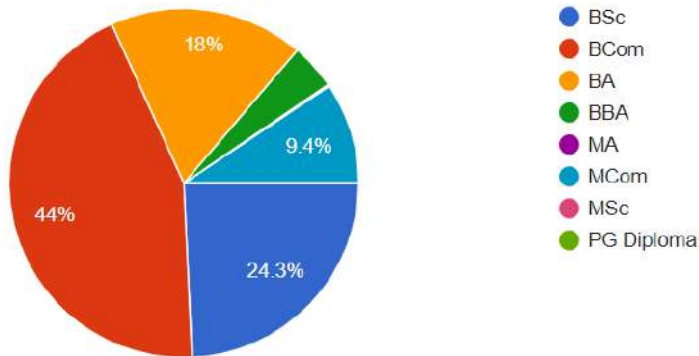
S.No.	Questions	Responses				
		Every time	Usually	Sometimes	Rarely	Never
1	Was your performance in assignments discussed with you?	43%	30.7%	13.7%	9.2%	3.4%
2	The institute takes active interest in promoting internship, student exchange, field visit opportunities for students	21.4%	23.1%	22%	16.5%	17%
3	Teachers inform you about your expected competencies, course outcomes and programme outcomes	37.3%	41%	15.3%	5%	1.4%
4	Your mentor does a necessary follow-up with an assigned task to you.	38.5%	45.3%	10.8%	3.5%	1.9%
5	The teachers illustrate the concepts through examples and applications	51.4%	38.5%	6.9%	2.4%	0.8%
6	Teachers are able to identify your weaknesses and help you to overcome them.	25.5%	52%	18%	2.9%	1.6%

S.No.	Questions	Responses				
		Significantly	Very well	Moderately	Marginally	Not at all
1	The teaching and mentoring process in your institution facilitates you in cognitive, social and emotional growth	23.4%	49.6%	18.9%	4.7%	3.5%
2	The institute/ teachers use student centric methods, such as experiential learning, participative learning and problem-solving methodologies for enhancing learning experiences	25.1%	48.6%	20.6%	2.6%	3.1%
3	Efforts are made by the institute/ teachers to inculcate soft skills, life skills and employability skills to make you ready for the world of work	26.9%	48.4%	14.9%	7%	2.8%

S.No.	Questions	Responses				
		Strongly agree	Agree	Neutral	Disagree	Strongly disagree
1	The institution provides multiple opportunities to learn and grow	22.3%	58.1%	16.3%	2.6%	0.7%
2	The teachers identify your strengths and encourage you with providing right level of challenges	25.5%	52%	18%	2.9%	1.6%
3	The institution makes effort to engage students in the monitoring, review and continuous quality improvement of the teaching learning process	23.1%	55%	18.3%	1.9%	1.7%
4	Teachers encourage you to participate in extracurricular activities.	30.1%	53.7%	12.1%	2.6%	1.5%
5	The overall quality of teaching-learning process in your institute is very good	32.1%	56.2%	9.4%	1.6%	0.7%

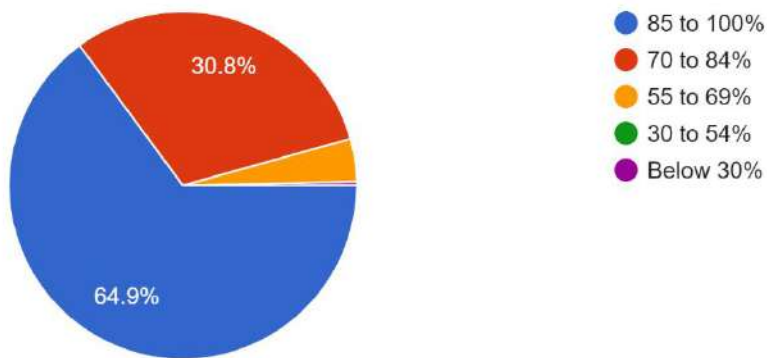
### What programme are you currently pursuing?

577 responses



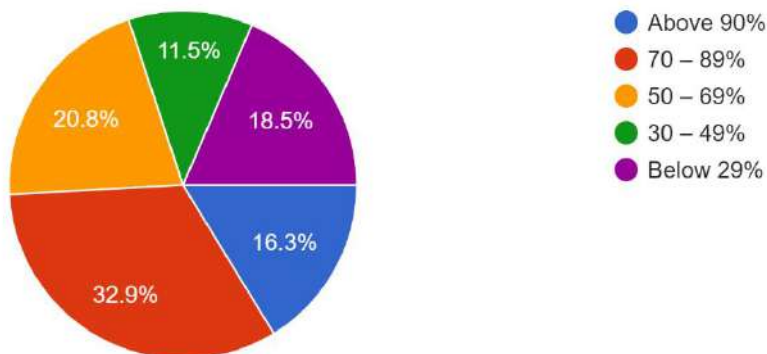
### How much of the syllabus was covered in the class?

578 responses



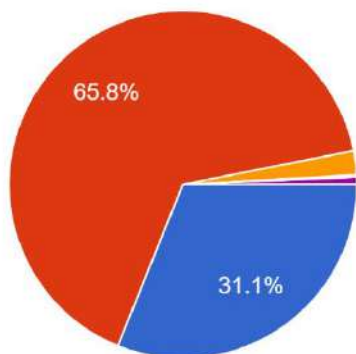
### What percentage of teachers use ICT tools such as LCD projector, Multimedia, etc. while teaching.

572 responses



### How well did the teachers prepare for the classes?

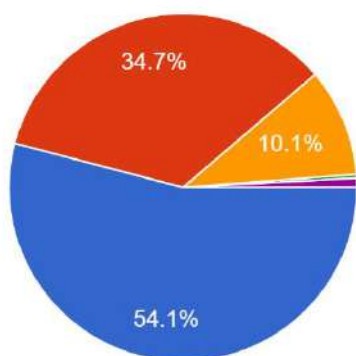
579 responses



- Thoroughly
- Satisfactorily
- Poorly
- Indifferently
- Won't teach at all

### How well were the teachers able to communicate?

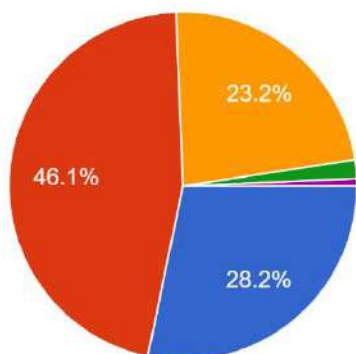
577 responses



- Always effective
- Sometimes effective
- Just satisfactorily
- Generally ineffective
- Very poor communication

### The teacher's approach to teaching can best be described as

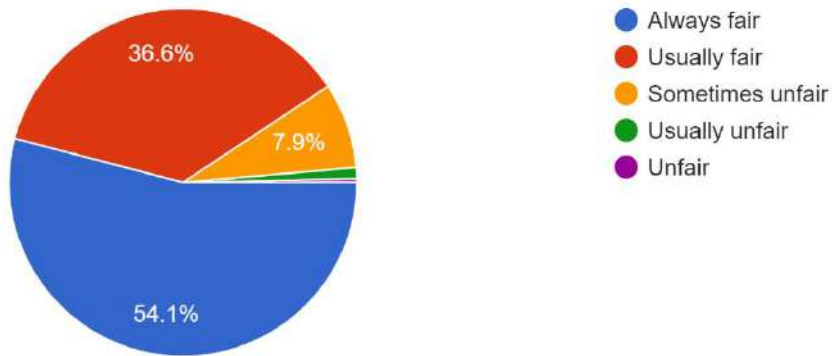
577 responses



- Excellent
- Very Good
- Good
- Fair
- Poor

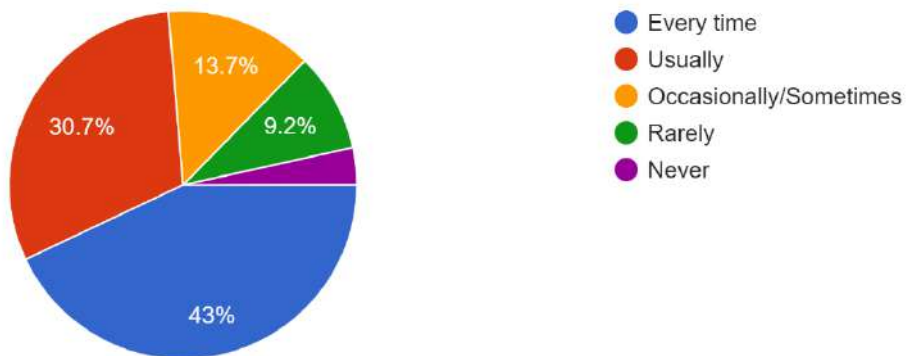
### Fairness of the internal evaluation process by the teachers

579 responses



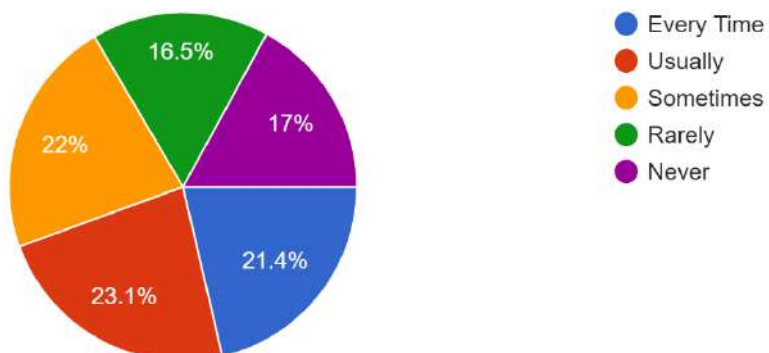
### Was your performance in assignments discussed with you?

577 responses



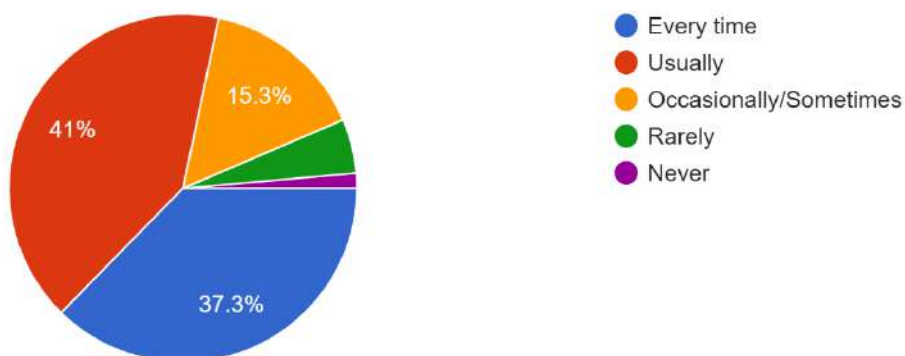
### The institute takes active interest in promoting internship, student exchange, field visit opportunities for students

576 responses



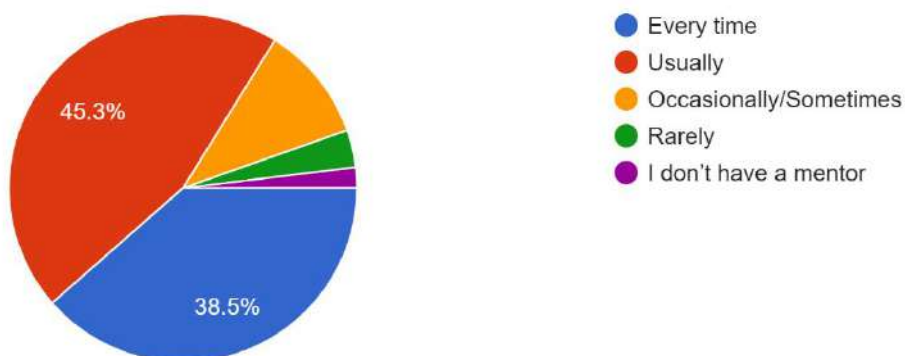
Teachers inform you about your expected competencies, course outcomes and programme outcomes

576 responses



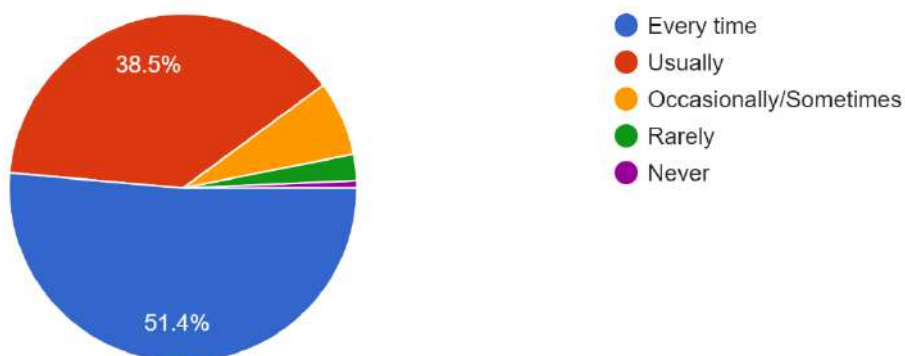
Your mentor does a necessary follow-up with an assigned task to you.

576 responses



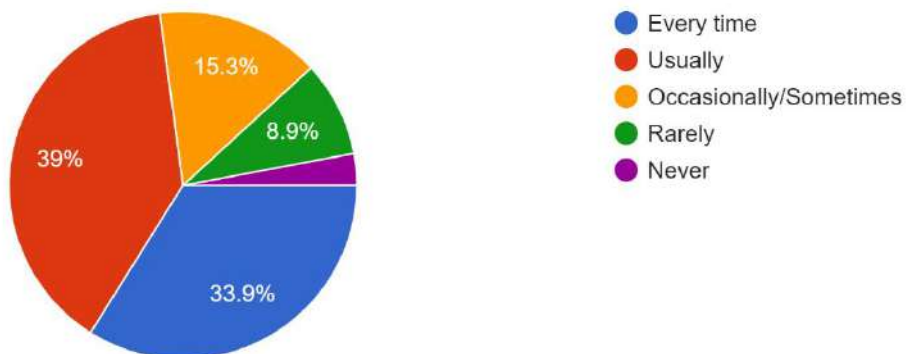
The teachers illustrate the concepts through examples and applications.

576 responses



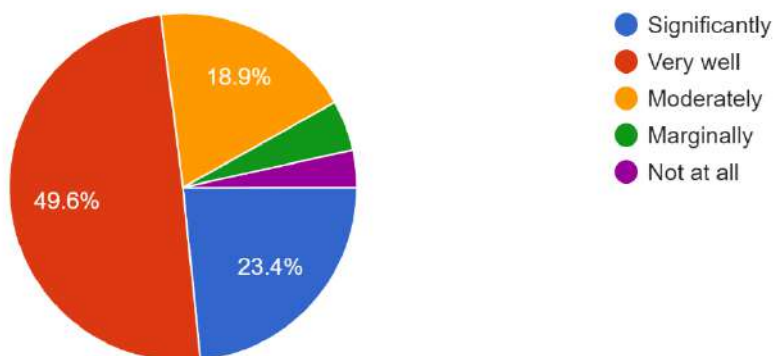
Teachers are able to identify your weaknesses and help you to overcome them.

575 responses



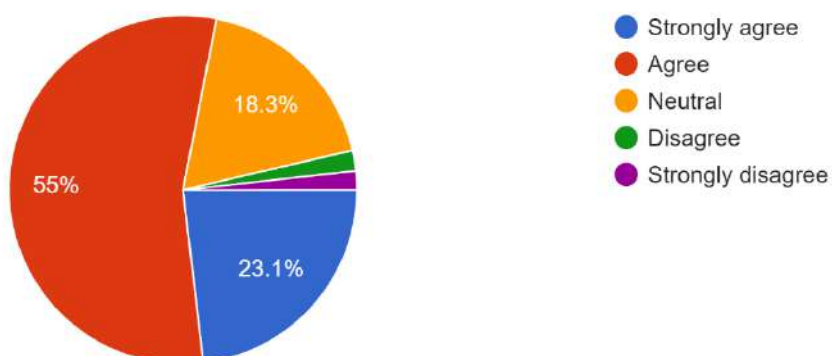
The teaching and mentoring process in your institution facilitates you in cognitive, social and emotional growth

577 responses



The institution makes effort to engage students in the monitoring, review and continuous quality improvement of the teaching learning process.

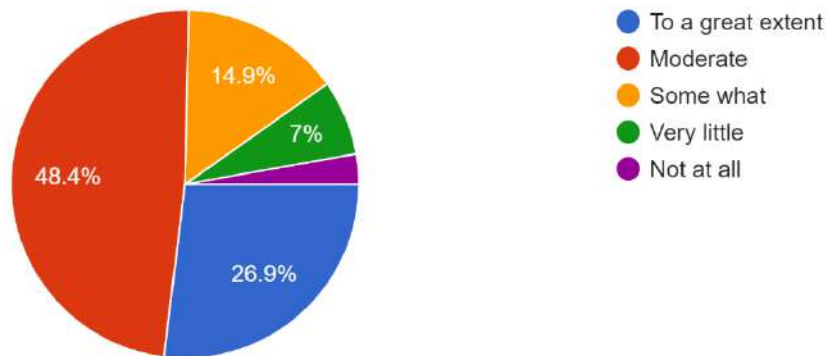
575 responses





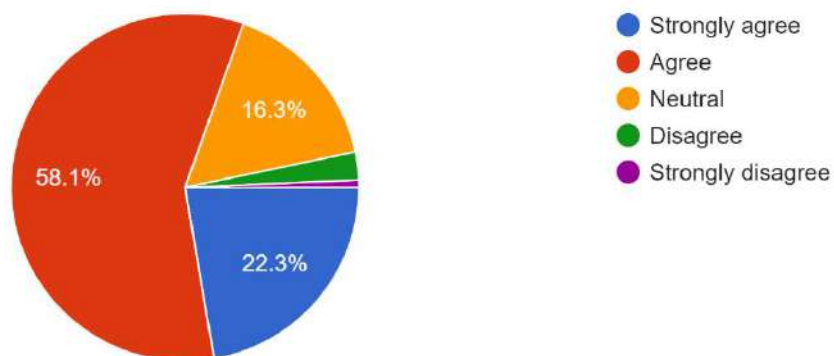
Efforts are made by the institute/ teachers to inculcate soft skills, life skills and employability skills to make you ready for the world of work.

572 responses



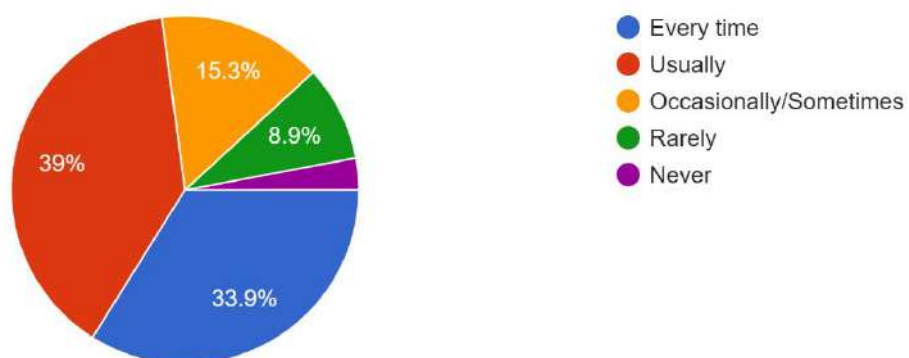
The institution provides multiple opportunities to learn and grow.

578 responses



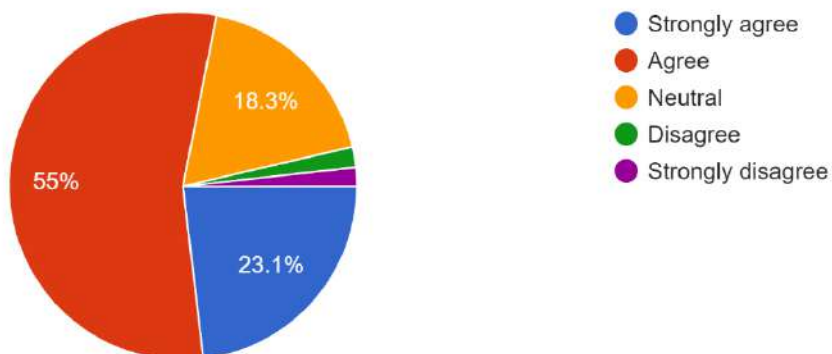
Teachers are able to identify your weaknesses and help you to overcome them.

575 responses



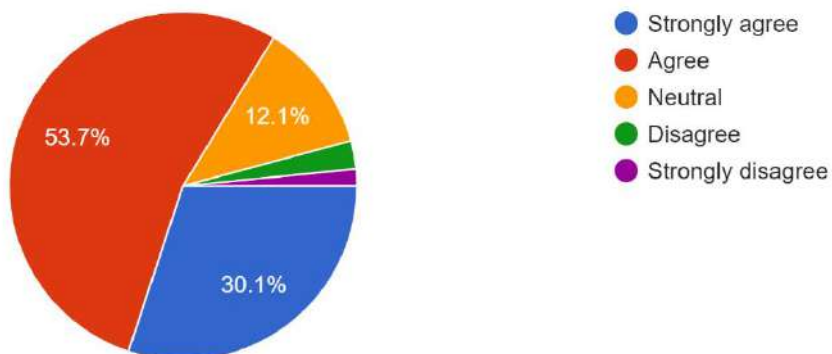
The institution makes effort to engage students in the monitoring, review and continuous quality improvement of the teaching learning process.

575 responses



Teachers encourage you to participate in extracurricular activities.

572 responses



The overall quality of teaching-learning process in your institute is very good.

577 responses

