

UNIVERSITY COLLEGE MANGALORE

Student Satisfaction Survey Report 2023-24

Key Indicator - 2.7.1

Under Criterion II of Teaching – Learning and Evaluation

- UG: 83.9 %
- PG: 16.1%

Number of feedbacks collected: 555

S.No.	Questions	Responses				
		85 to 100%	70 to 84%	55 to 69%	30 to 54%	Below 30%
1	How much of the syllabus was covered in the class?	71.5%	20.4%	6.3%	1.3%	0.5%
2	What percentage of teachers use ICT tools such as LCD projector, Multimedia, etc. while teaching.	15.8%	35.5%	16.4%	10.5%	21.7%

S.No.	Questions	Responses				
		Thoroughly	Satisfactorily	Poorly	Indifferently	Won't teach at al
1	How well did the teachers prepare for the classes?	34.1%	62.5%	2.5%	0.5%	0.4%

S.No.	Questions	Responses				
		Always effective	Sometimes effective	Just satisfactorily	Generally ineffective	Very Poor communication
1	How well were the teachers able to communicate?	56.9%	27.8 %	13.5%	1.1%	0.7 %

S.No.	Questions	Responses				
		Excellent	Very Good	Good	Fair	Poor
1	The teacher's approach to teaching can best be described as	29.1%	44.8%	23.1%	2.5%	0.5 %

S.No.	Questions	Responses				
		Always fair	Usually fair	Sometimes unfair	Usually unfair	Unfair
1	Fairness of the internal evaluation process by the teachers	52.6%	38.3 %	7.5%	0.9%	0.7%

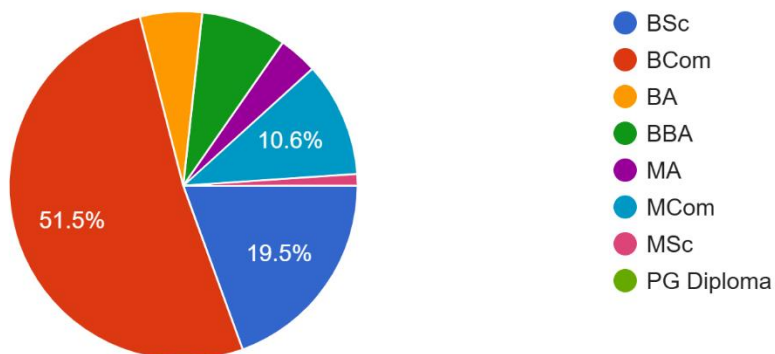
S.No.	Questions	Responses				
		Every time	Usually	Sometimes	Rarely	Never
1	Was your performance in assignments discussed with you?	37.3%	34.9%	19.7%	5.6%	2.5%
2	The institute takes active interest in promoting internship, student exchange, field visit opportunities for students	25.1%	28.7%	15.6%	12.9%	17.6%
3	Teachers inform you about your expected competencies, course outcomes and programme outcomes	39.4%	41.1%	14.8%	4%	0.7%
4	Your mentor does a necessary follow-up with an assigned task to you.	38.3%	44%	12.3%	3.1%	2.4%
5	The teachers illustrate the concepts through examples and applications	56%	35%	6.2%	1.8%	0.9%
6	Teachers are able to identify your weaknesses and help you to overcome them.	33.9%	36.1%	18%	8.3%	3.7%

S.No.	Questions	Responses				
		Significantly	Very well	Moderately	Marginally	Not at all
1	The teaching and mentoring process in your institution facilitates you in cognitive, social, and emotional growth	20.9%	50.5%	19.6%	4.4%	4.6%
2	The institute/ teachers use student centric methods, such as experiential learning, participative learning, and problem-solving methodologies for enhancing learning experiences	23.3%	53.5%	16.3%	3.8%	3.1%
3	Efforts are made by the institute/ teachers to inculcate soft skills, life skills and employability skills to make you ready for the world of work	34.4.9%	44.7%	10.5%	6.8%	3.5%

S.No.	Questions	Responses				
		Strongly agree	Agree	Neutral	Disagree	Strongly disagree
1	The institution provides multiple opportunities to learn and grow	24.7%	52.3%	17.6%	3.1%	2.4%
2	The teachers identify your strengths and encourage you with providing right level of challenges	23.8%	56.9%	13.9%	4.2%	1.3%
3	The institution makes effort to engage students in the monitoring, review and continuous quality improvement of the teaching learning process	21.1%	59.5%	15.2%	1.6%	2.6%
4	Teachers encourage you to participate in extracurricular activities.	33.2%	48.8%	13.4%	3.7%	0.9%
5	The overall quality of teaching-learning process in your institute is very good	31.6%	55.5%	10.2%	1.8%	0.9%

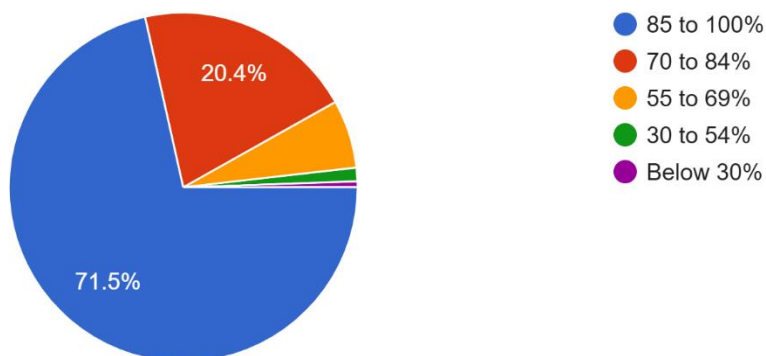
What programme are you currently pursuing?

555 responses



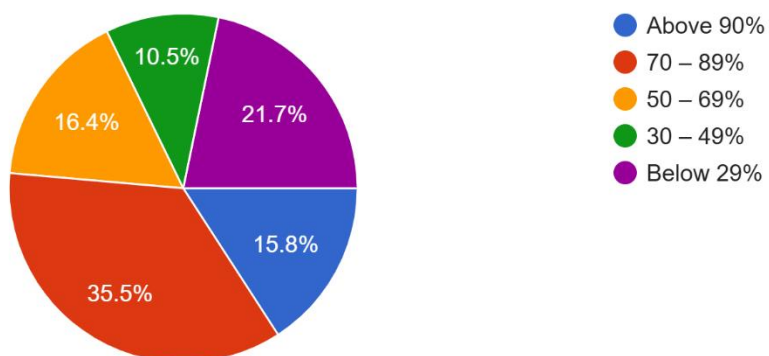
How much of the syllabus was covered in the class?

554 responses



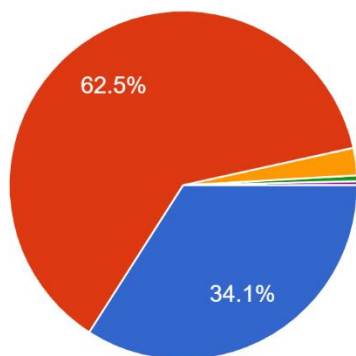
What percentage of teachers use ICT tools such as LCD projector, Multimedia, etc. while teaching.

543 responses



How well did the teachers prepare for the classes?

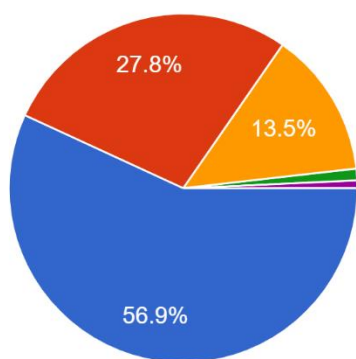
552 responses



- Thoroughly
- Satisfactorily
- Poorly
- Indifferently
- Won't teach at all

How well were the teachers able to communicate?

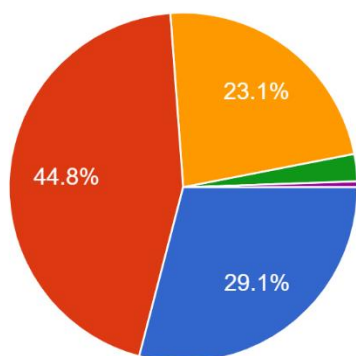
554 responses



- Always effective
- Sometimes effective
- Just satisfactorily
- Generally ineffective
- Very poor communication

The teacher's approach to teaching can best be described as

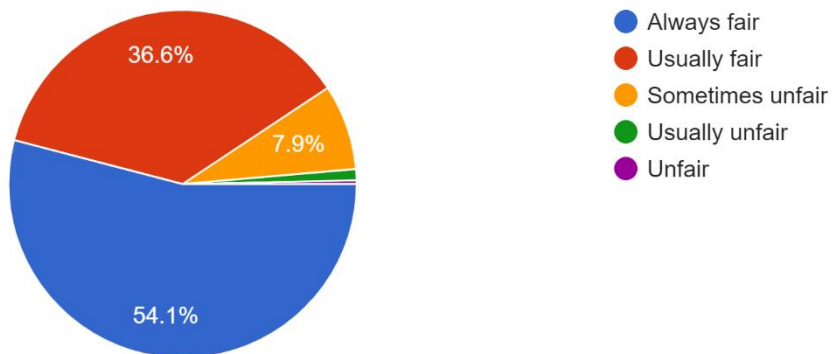
554 responses



- Excellent
- Very Good
- Good
- Fair
- Poor

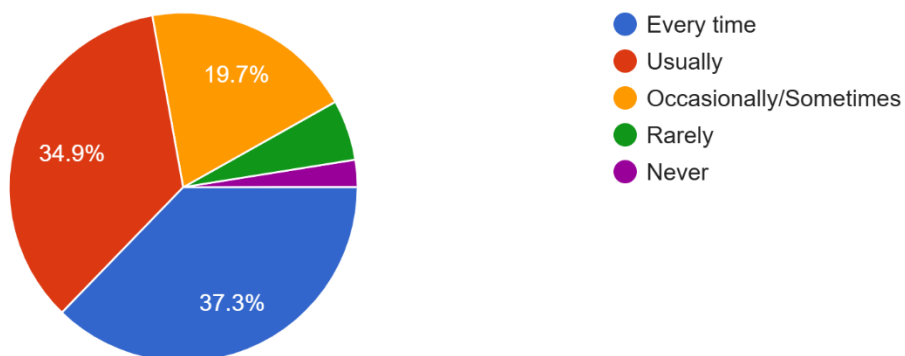
Fairness of the internal evaluation process by the teachers

579 responses



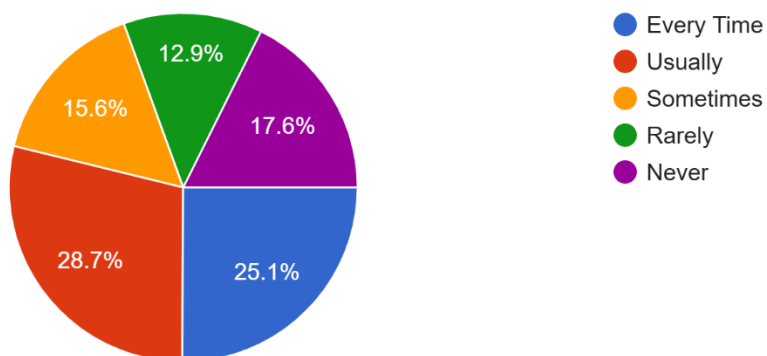
Was your performance in assignments discussed with you?

553 responses



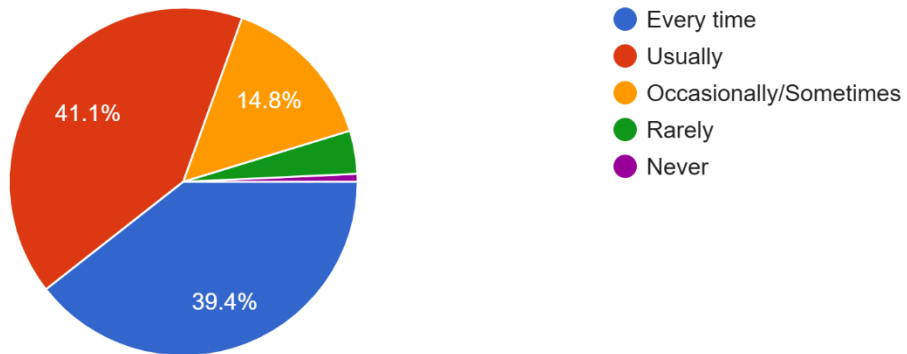
The institute takes active interest in promoting internship, student exchange, field visit opportunities for students

550 responses



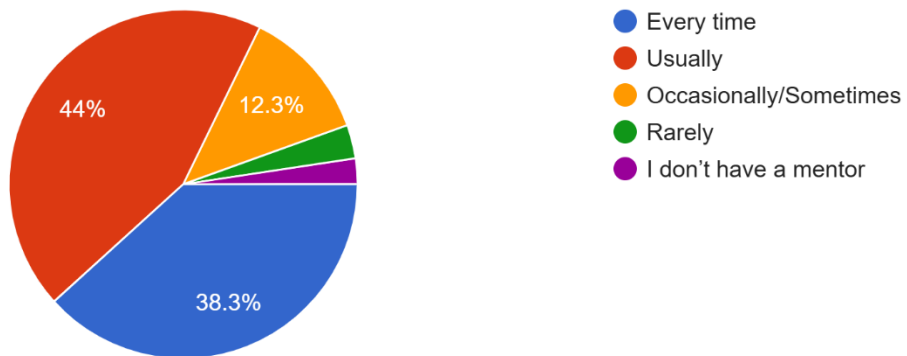
Teachers inform you about your expected competencies, course outcomes and programme outcomes

548 responses



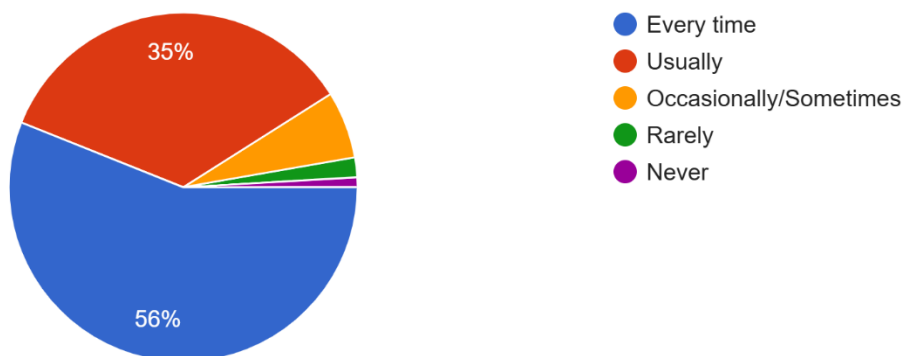
Your mentor does a necessary follow-up with an assigned task to you.

546 responses



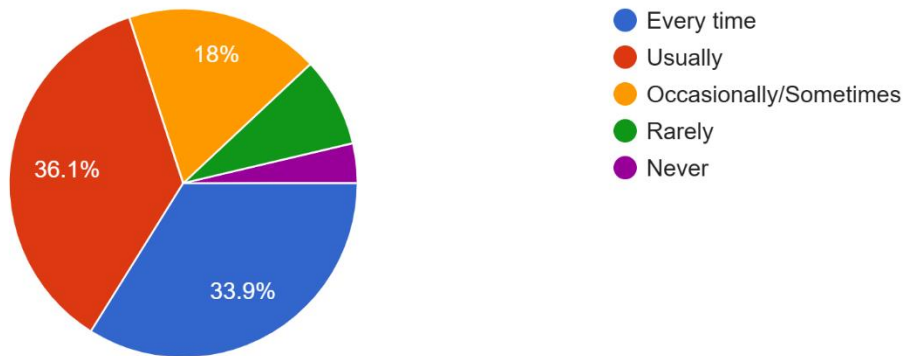
The teachers illustrate the concepts through examples and applications.

546 responses



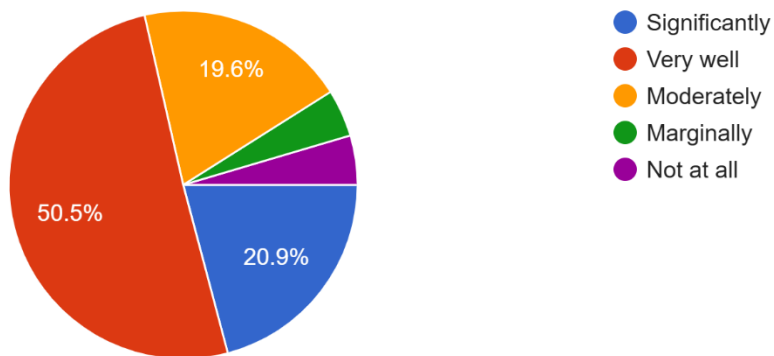
Teachers are able to identify your weaknesses and help you to overcome them.

543 responses



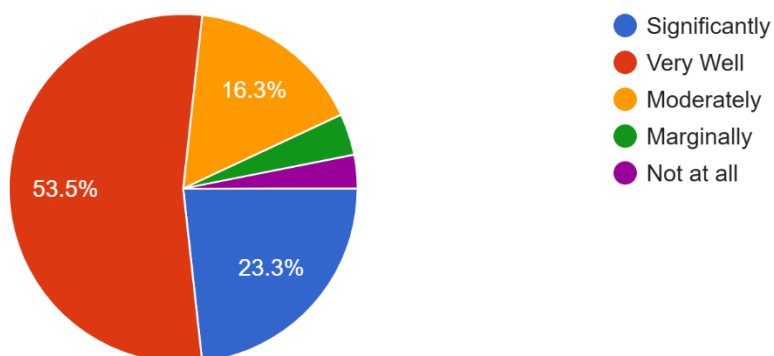
The teaching and mentoring process in your institution facilitates you in cognitive, social and emotional growth

546 responses



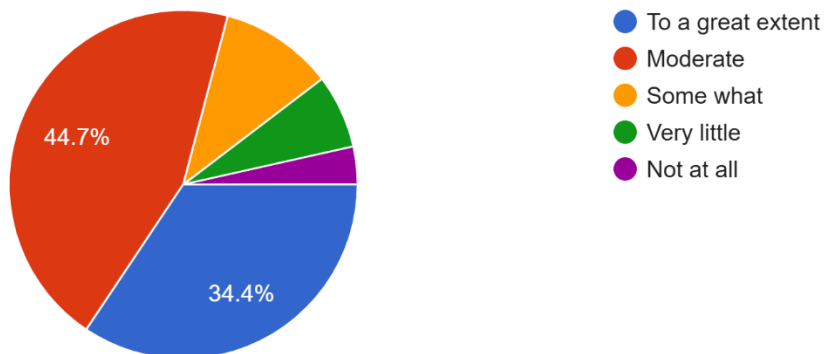
The institute/ teachers use student centric methods, such as experiential learning, participative learning and problem solving methodologies for enhancing learning experiences.

546 responses



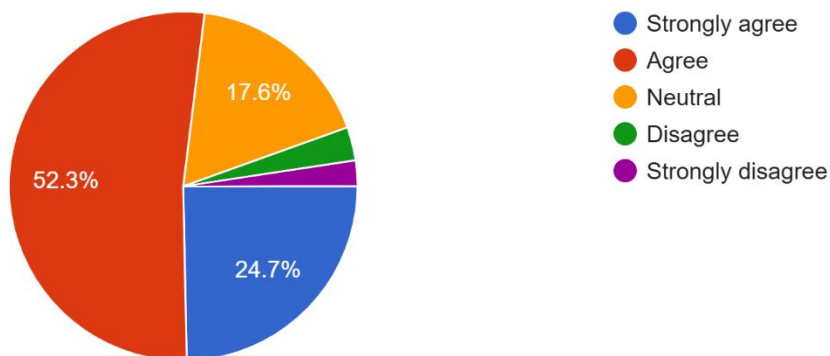
Efforts are made by the institute/ teachers to inculcate soft skills, life skills and employability skills to make you ready for the world of work.

541 responses



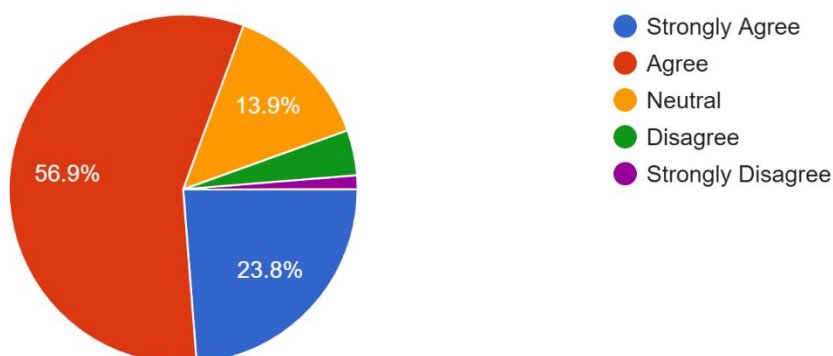
The institution provides multiple opportunities to learn and grow.

547 responses



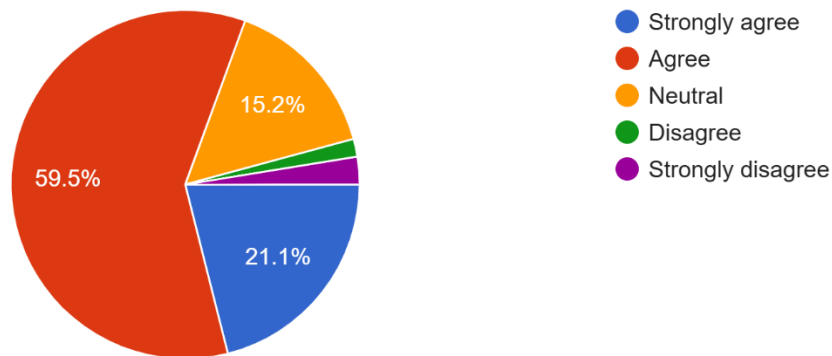
The teachers identify your strengths and encourage you with providing right level of challenges.

547 responses



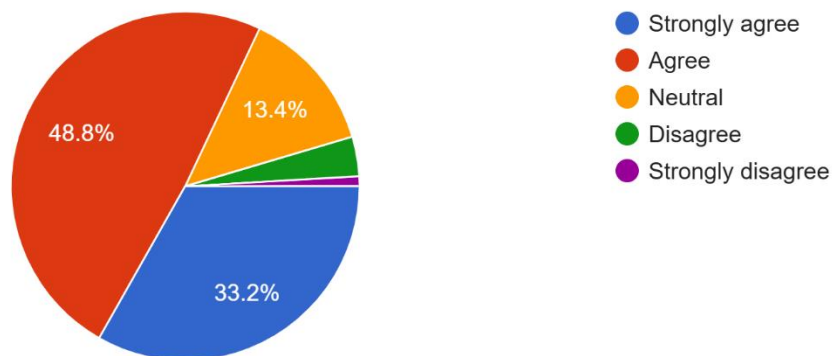
The institution makes effort to engage students in the monitoring, review and continuous quality improvement of the teaching learning process.

546 responses



Teachers encourage you to participate in extracurricular activities.

545 responses



The overall quality of teaching-learning process in your institute is very good.

548 responses

